

Retraction Solutions

3M™ ESPE™ Astringent Retraction Paste



Fast and easy — quite a new
retraction experience

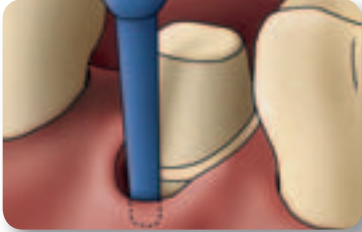
NEW!

Suited for use with polyether
and VPS impression materials!



3M ESPE

Retraction made easy by the first retraction capsule



For more than 45 years, 3M™ ESPE™ has been pointing the way in the field of dental impression. Whether with the invention of Impregum™ Polyether material or the recent “3D in Motion” digital impression – today’s impressioning work can’t be imagined without innovations by 3M ESPE. Now the innovative retraction paste sets another milestone: it is a simple and effective means of gingival retraction. Because of its fine capsule tip, the astringent retraction paste can easily be inserted right where it belongs – deep into the sulcus.

Indications

3M ESPE Astringent Retraction Paste is indicated for the temporary retraction of the marginal gingiva to provide a dry sulcus when the periodontium is healthy, such as:

- Taking impressions (material based or digital)
- Preparation of temporary casts
- Preparation of class II and V fillings

The product must not be used in patients suffering from a diseased periodontium, open furcations, exposed bone.



Product features and benefits

General advantages:

- Enables a clean, dry sulcus and a long-lasting robust hemostasis
- Effectively opens the sulcus

Versus cords:

- Easy and time-saving retraction process: 50% faster
- Lower risk of bleeding / hemorrhage after removal
- Gentle on tissue for increased patient comfort



In-vivo application of the 3M™ ESPE™ Astringent Retraction Paste.

Versus competing pastes:

- Easier application into the sulcus and better interproximal access due to capsule’s fine tip
- More hygienic application, avoiding problems caused by cross-contamination (unit-dose)
- Application with most composite dispensers

Key results of field testing

In 2010 and 2011 over 260 dentists worldwide evaluated the paste and contributed to perfecting its features. The 3M™ ESPE™ Astringent Retraction Paste satisfies dentists' needs in respect of the relevant attributes:

86% of dentists were overall satisfied or very satisfied

74% of dentists were satisfied or very satisfied with gingiva retraction/sulcus opening

93% of dentists were satisfied or very satisfied with the hemostasis

84% of dentists would recommend 3M ESPE Astringent Retraction Paste to their colleagues

"Of the new 3M ESPE retraction product I like best the ease of use, the unit dose, the application system and the efficiency." Dr. Nicola, Italy



No dedicated dispenser needed:
3M ESPE Astringent Retraction Paste fits with most composite dispensers.

Also great for digital impressions

3M ESPE Astringent Retraction Paste was designed to also meet the special needs of digital impression taking. A survey in Western Europe with customers (n=13) using a digital impression system (Lava™ C.O.S.) confirmed the suitability of 3M ESPE Astringent Retraction Paste for retraction prior to the digital impression:

92% stated that 3M ESPE Astringent Retraction Paste is a very suitable product for gingival retraction

100% stated that 3M ESPE Astringent Retraction Paste has very good hemostatic properties

85% stated that 3M ESPE Astringent Retraction Paste is well suited to place the retraction paste into the sulcus

77% stated that 3M ESPE Astringent Retraction Paste makes the retraction process more efficient

92% would recommend 3M ESPE Astringent Retraction Paste to their colleagues

"Simple and effective means of gingival retraction prior to impressions or restorative procedures. Better than all other paste systems I have tried in the past" Dr. Anderson, UK

How to use 3M™ ESPE™ Astringent Retraction Paste

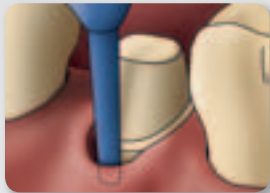
Step by step to a clean and dry working field

1



Remove a retraction capsule from the blister and insert into dispenser (fits into most composite dispensers). Extrude a small amount of paste and discard.

2



Insert retraction capsule tip into the sulcus. The tissue is mechanically retracted.

3



Slowly and steadily, inject astringent retraction paste into sulcus. Completely fill the sulcus.

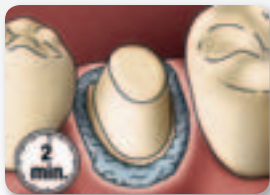
4



OPTIONAL: PROCEDURE WITH CORDS

For greater gingival deflection, the astringent retraction paste can be used in combination with retraction cords.

5




Leave astringent retraction paste on for a minimum of 2 minutes.

6



Completely remove astringent retraction paste with air-water spray and suction.



**For detailed clinical application
please watch our video.**

To read this Microsoft® Tag you can get the free mobile app for your phone at <http://gettag.mobi>



3M™ ESPE™

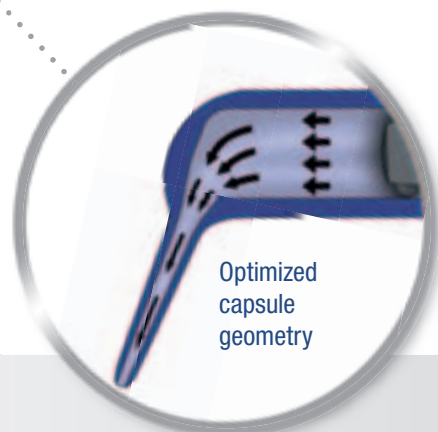
Astringent Retraction Paste

Easy sulcus access and opening




The orientation ring corresponds in size and position to the perio probe. It is a feature for more precise and easy intra-oral handling.

Easy extrusion of high viscous paste



Hygienic and clean unit-dose capsule



Secure fixation in common capsule dispensers

"I like the easy handling of the new 3M ESPE retraction product best."

Dr. Niesel, Germany

Ordering Information

Item No.	Product Information
56944	3M™ ESPE™ Astringent Retraction Paste Refill Pack – 25 capsules
56945	3M™ ESPE™ Astringent Retraction Paste Value Pack – 100 capsules



3M ESPE

3M Deutschland GmbH
Location Seefeld
3M ESPE · ESPE Platz
82229 Seefeld · Germany
info3mespe@mmm.com
www.3MESPE.com

3M, ESPE, Impregum and Lava
are trademarks of 3M Company
or 3M Deutschland GmbH.
Used under license in Canada.

All other trademarks are owned
by other companies.

©3M 2011. All rights reserved.

XX (0X.2011)